



Bryce
Food Service Counter | Hot
FSE-CSSS-H



southerncasearts.com | 800.552.6283

OVERVIEW



The **Bryce Hot Food Service Counter** from **Southern CaseArts** is the perfect option for your prepared foods. With hot food wells that accommodate standard full size pans, your customers will love the selection of hot foods you can offer. The **Bryce** is available in three lengths, each with tempered glass sneeze guard, built in customer facing package storage and rear dry storage with sliding doors. The overhead heat unit includes LED lighting to make your menu selections look even more appetizing.



STANDARD FEATURES

- **Nominal Length:** 6.0', 8.0' & 10.0'
- Multiple hot food wells
- Tempered glass sneeze guard
- Built in package storage
- Rear dry storage area with sliding doors

PRODUCT CATEGORIES

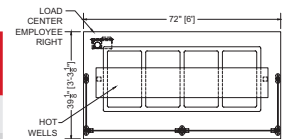


Hot Food

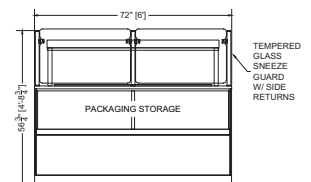
06.0-FSE-CSSS-H | Bryce Hot Food Service Counter

QTY	DESCRIPTION	PART NUMBER	VOLTAGE	PHASE	AMPS	TOTAL AMPS	L1	L2
4	12" LED 3500K, FROSTED, 24V	LG-FX-XXX-X	115V	1	0.02	0.08	0.08	---
1	OVERHEAD HEAT, HIGH WATT STRIP, 54"	FS-HT-0535-A	208V	1	6.01	6.01	6.01	6.01
1	4-PAN, FULL-SIZE, HOT WELL, NO DRAIN	FS-HT-0609-A01-A	208V	1	23.10	23.10	23.10	23.10
1	20A OUTLET, GFI	EL-MS-0397	115V	1	20.00	20.00	20.00	---
1	20A OUTLET, GFI	EL-MS-0397	115V	1	20.00	20.00	---	20.00

CIRCUIT#1 (LOAD CENTER) TOTAL AMPS: (L1=49.19/L2=49.11) VOLTAGE: 208/1/60, 3-WIRE CONNECTION: HARDWIRED



Plan View



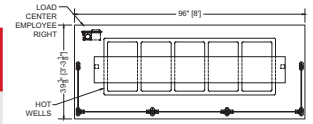
Front View



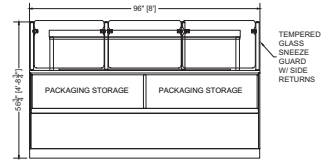
08.0-FSE-CSSS-H | Bryce Hot Food Service Counter

QTY	DESCRIPTION	PART NUMBER	VOLTAGE	PHASE	AMPS	TOTAL AMPS	L1	L2
5	12" LED 3500K, FROSTED, 24V	LG-FX-XXX-X	115V	1	0.02	0.10	0.10	---
1	OVERHEAD HEAT, HIGH WATT STRIP, 72"	FS-HT-1000	208V	1	8.29	8.29	8.29	8.29
1	5-PAN, FULL-SIZE, HOT WELL, NO DRAIN	FS-HT-0610-A01-A	208V	1	28.90	28.90	28.90	28.90
1	20A OUTLET, GFI	EL-MS-0397	115V	1	20.00	20.00	20.00	---
1	20A OUTLET, GFI	EL-MS-0397	115V	1	20.00	20.00	---	20.00

CIRCUIT#1 (LOAD CENTER) TOTAL AMPS: (L1=57.29/L2=47.19) VOLTAGE: 208/1/60, 3-WIRE CONNECTION: HARDWIRED



Plan View

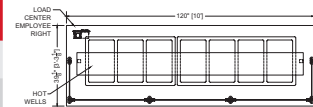


Front View

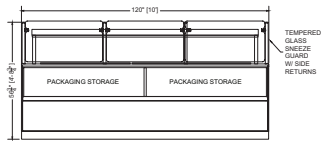
10.0-FSE-CSSS-H | Bryce Hot Food Service Counter

QTY	DESCRIPTION	PART NUMBER	VOLTAGE	PHASE	AMPS	TOTAL AMPS	L1	L2
7	12" LED 3500K, FROSTED, 24V	LG-FX-XXX-X	115V	1	0.02	0.140	0.14	---
1	OVERHEAD HEAT, HIGH WATT STRIP, 96"	FS-HT-0861-A	208V	1	11.54	11.54	11.54	11.54
1	3-PAN, FULL-SIZE, HOT WELL, NO DRAIN	FS-HT-0608-A01-A	208V	1	17.40	17.40	17.40	17.40
1	4-PAN, FULL-SIZE, HOT WELL, NO DRAIN	FS-HT-0609-A01-A	208V	1	23.10	23.10	23.10	23.10
1	20A OUTLET, GFI	EL-MS-0397	115V	1	20.00	20.00	20.00	---
1	20A OUTLET, GFI	EL-MS-0397	115V	1	20.00	20.00	---	20.00

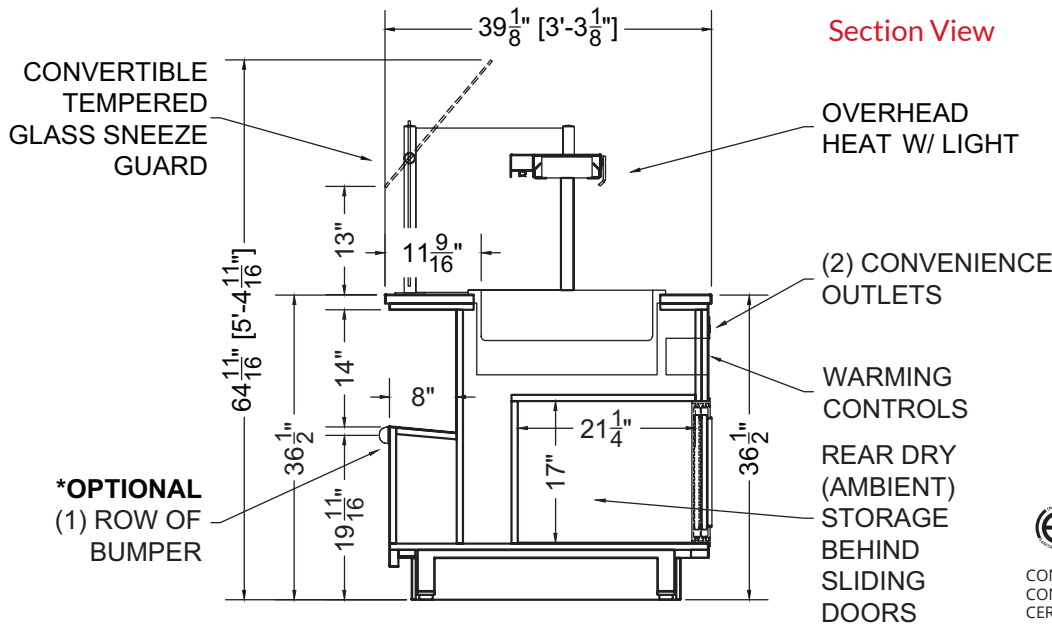
CIRCUIT#1 (LOAD CENTER) TOTAL AMPS: (L1=72.18/L2=72.04) VOLTAGE: 208/1/60, 3-WIRE CONNECTION: HARDWIRED



Plan View



Front View



CONFORMS TO UL STD 197.
CONFORMS TO NSF STD 4.
CERTIFIED TO CAN/CSA STD C22.2 NO. 120.

For more information on the Bryce Hot Food Service Counter, contact one of our Southern CaseArts representatives or check out our website to learn more about all of the products offered by Southern CaseArts.