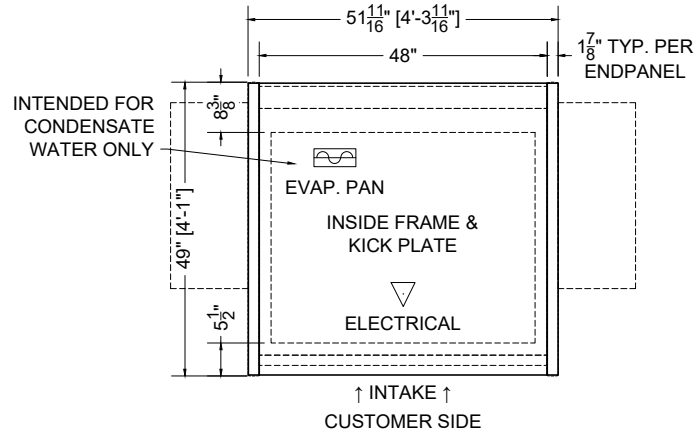


04.0-MDC-80COM-S (SELF-CONTAINED)

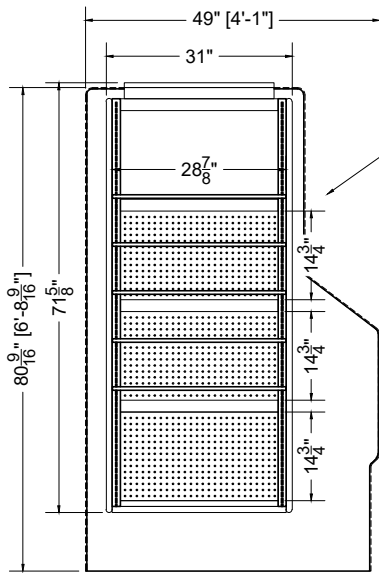
SPRUCE

QTY	DESCRIPTION	PART NUMBER	VOLTAGE	PHASE	AMPS	TOTAL AMPS	L1	L2
3	45° LED 3500K, FROSTED, 24V	LG-FX-XXX-X	115V	1	0.09	0.27	0.27	---
1	EVAPORATOR FAN	RF-FA-XXXX	115V	1	0.17	0.17	0.17	---
3	EVAPORATOR FAN	AFXXX	115V	1	0.24	0.72	0.72	---
1	CONDENSING UNIT	RF-CU-0378-A	208/230V	1	5.75	5.75	5.75	5.75
1	CONDENSING UNIT	RF-CU-0388-A	208/230V	1	9.80	9.80	9.80	9.80
1	CONDENSATE EVAP PAN / 1500W / FULL	EL-EV-XXXX	208V	1	7.21	7.21	7.21	7.21
1	ANTI-CONDENSATE HEATERS	FS-HT-0264	208V	1	3.67	3.67	3.67	3.67
1	HEATED INSULATED GLASS	GL-IN-0053	115V	1	0.14	0.14	0.14	---

CIRCUIT#1 (LOAD CENTER) TOTAL AMPS: (L1 = 27.73 / L2 = 26.43) CONNECTION: HARDWIRED
 SHIPPING DIMENSIONS: 90" X 60" X 91" TOP PACKOUT VOLUME: 11.02 CUBIC FT.
 WEIGHT: 1700 LBS BOTTOM PACKOUT VOLUME: 9.46 CUBIC FT.
 TOP INTERNAL VOLUME: 16.19 CUBIC FT.
 BOTTOM INTERNAL VOLUME: 16.46 CUBIC FT.

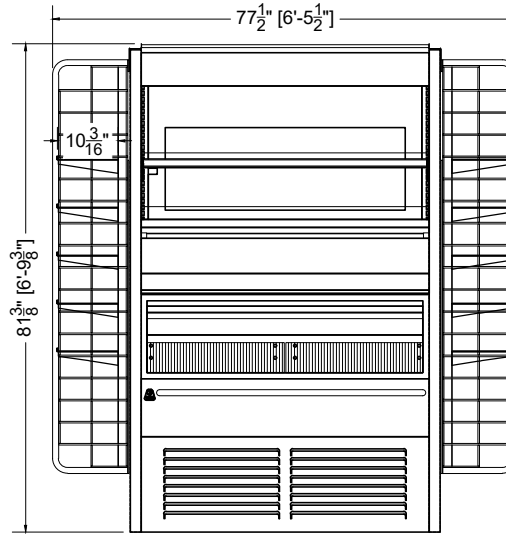


PLAN MECHANICAL VIEW

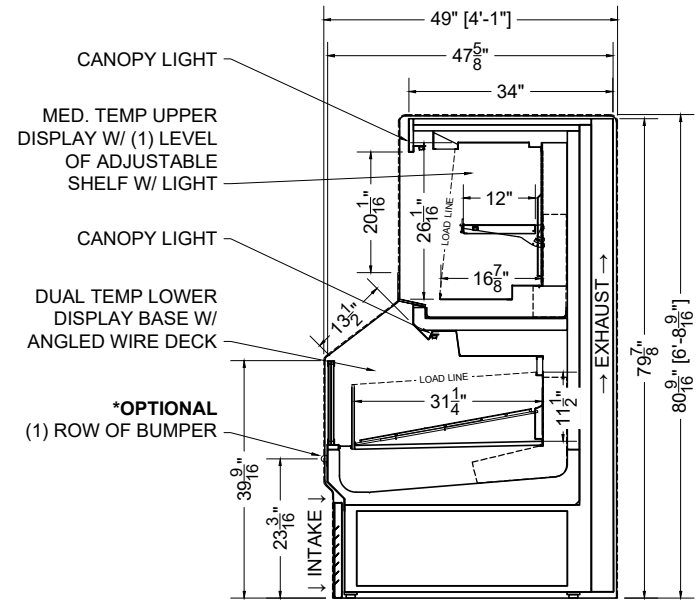


SIDE VIEW

*OPTIONAL
 SADDLE BAG
 DISPLAY W/
 PEG BOARD &
 (10) LEVELS OF
 ADJUSTABLE
 SHELVES
 ((5) PER SIDE)



FRONT VIEW



SECTION VIEW

CONFORMS TO UL STD 471.
 CONFORMS TO NSF STD 7.
 CERTIFIED TO CAN/CSA STD
 C22.2 NO. 120.

